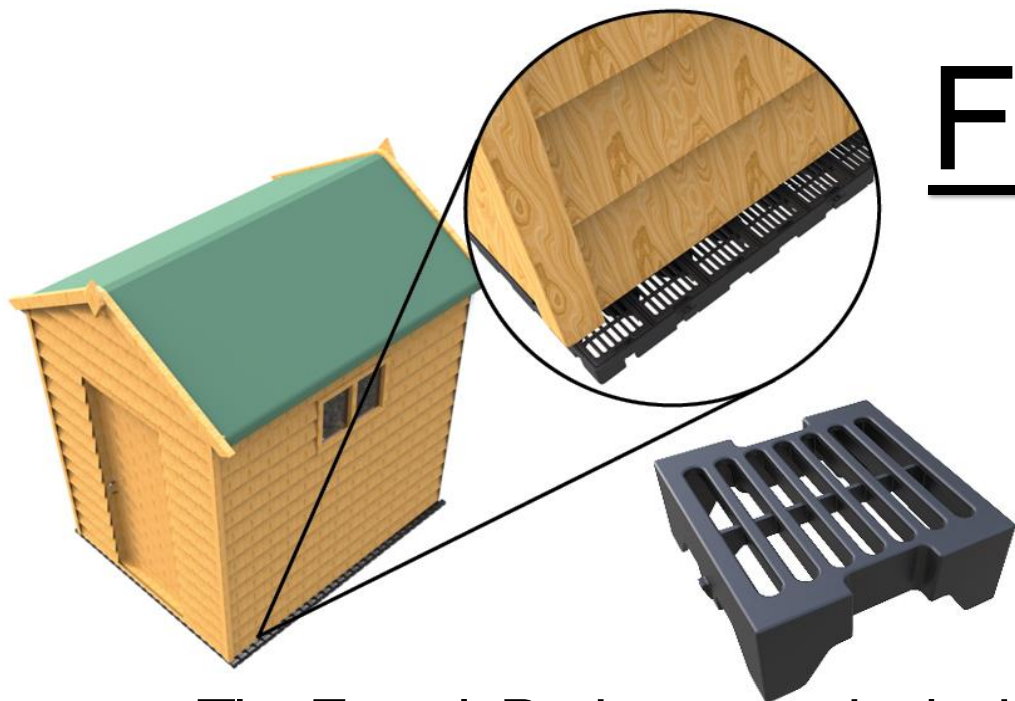



ProBaseAccessories Installation Guide

French Drain



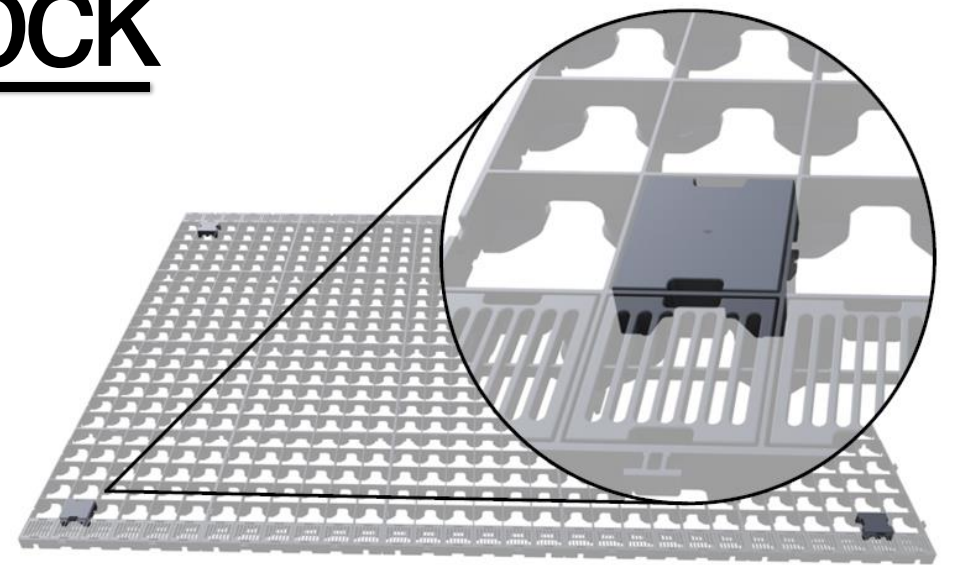
The French Drain system is designed to go in the perimeter cells along two sides of your shed base where the rainwater runs off your roof. Simply insert them into the cells of your ProBase.



Anchor Block

Anchor Block is an Anchor Assist system and is designed to help secure your building to your ProBase. The Anchor Block will fit into any cell within your ProBase.

We recommend a minimum of 4 per building.
(Pull tested up to 60kg of uplift per Anchor)



How to install Anchor Blocks



Option One

Use a standard screw

Position shed over the Anchor Blocks and drive a screw through the timber frame into the Anchor Block



We do not include fixings ie Nuts Bolts or Screws.

Option Two

Use a nut and bolt

Before you fill the grids with gravel, place your shed and Anchor Blocks where required.

Pre-drill through your timber and Anchor Blocks.

Position bolt from underneath by lifting up the corner of the base. Fill grids with gravel. Reposition shed and secure with a nut.

